



Chi Vitaliser 
能量活絡儀

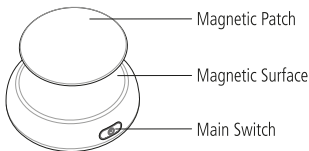
User Manual

Thank you for purchasing this product.

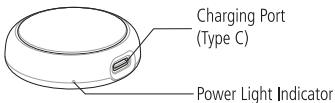
Please read this manual carefully to fully understand the proper usage of the product.

Product Details

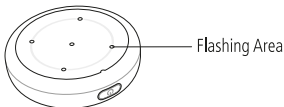
Front View



Back View



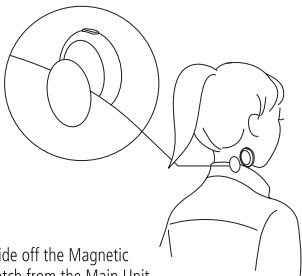
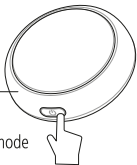
Bottom View



How to Use

- 1 Press and hold 2 seconds to switch on/off

Tap once to switch flashing mode (Slow / Fast)



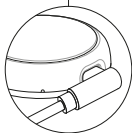
- 2 Slide off the Magnetic Patch from the Main Unit
- 3 Place the Main Unit over your body, flashing side towards your skin
- 4 Put the Magnetic Patch back onto the Main Unit, overlaying your clothes

Charging Instructions

Power Light Indicator
(Red/Green)



Plug in the charging cable to
the Type C charging port



Light Indicator



Red Light on

Charging



Red Light flashes

Running out of battery



Green Light on

Fully charged

Flashing Mode



Fast

Pain Relief Mode



Slow

Wellness Mode

Precautions

1. Do not put the product in hot, humid or dusty environment, or place it under direct sunlight.
2. Do not subject the product to strong impact to avoid danger or malfunction.
3. Do not disassemble, modify the product and replace battery to avoid danger.
4. When charging, make sure to use the included USB charging cable to avoid danger or malfunction.
5. Do not charge with devices that would support a voltage of 5V or above. Doing so may cause product malfunction or danger.
6. Keep the product out of reach of children.
7. Stop using the product in the event of damage or malfunction.
8. Electromagnetic interference of the magnets may affect medical devices. Hence, we do not recommend these people who have the cardiac pacemaker (artificial pacemaker) or other medical equipment implanted in the body, to use the product. It is recommended to consult a doctor and follow the doctor's professional instruction if you have any queries regarding the usage of the product.

Product Maintenance

1. Keep the product clean and free from acidic, oily, sticky or other contaminants.
2. If the product is contaminated, clean with a soft, dry cloth.
3. Please avoid excessive collision with hard objects.
4. Avoid liquids, such as water, from flowing into the Main Unit.

Packing List

Main Unit (1pc), USB Type C Charging Cable (1pc), Magnetic Patch (1pc), User Manual (1pc), Acupoint Manual (1pc)

Please scan to activate your
product warranty



Warranty Policies

- Within 7 days from the date of purchase, the manufacturer shall provide product replacement service if the product is found to have quality problems.
- Replacement and repair are available for defects on the hardware within 1 year of purchase.
- The warranty of the product does not cover loss of parts, damage by intentionally or unintentionally misused, modified or changed in any way by any person not authorized by the manufacturer.
- The warranty of the product is void for unexpected events or accidents which include exposure to fire, flooding or any liquid.
- Please retain the receipt, and present it to staff during each service.
- The above terms and conditions are subject to change by the manufacturer without giving prior notice to customers.



RoHS



Product Specifications

Product Name	: Chi Vitaliser 2
Model No.	: EF19206BK/ EF19206WH
Dimension	: Diameter 48mm X Thickness 15mm
Weight	: 37.6g
Material	: ABS + PC
Battery	: Li-Ion 3.7V 400mAh, 1.48Wh
Battery Life	: 10-12 hours
Charging Time	: Less than 3 hours
Life of Charging	: More than 300 times
Life of LED	: More than 1000 hours
Operating Voltage	: 3.0 ~ 4.2V
Rated Input	: DC 5V 0.2A
Light Source Frequency	: 5 X 0.07W / 2835-LED
Standard	: GB-4706.15-2003 GB 7247.1-2012 GB4208-2008/IP43
Magnetic Patch Magnetic field:	around 146mT
Designed in Hong Kong / Made in China	



Customer Hotline

(852) 2677 7898