



Chi Vitaliser

能量活絡儀

2

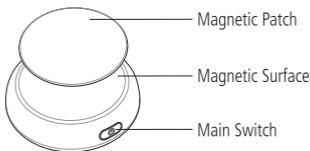
User Manual

Thank you for purchasing this product.

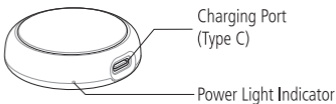
Please read this manual carefully to fully understand the proper usage of the product.

Product Details

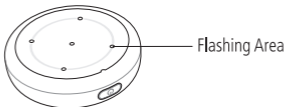
Front View



Back View



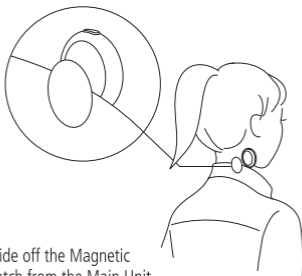
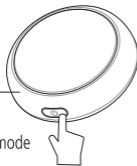
Bottom View



How to Use

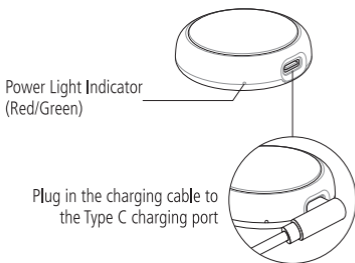
- 1 Double tap to switch on/off

Tap once to switch flashing mode (Slow / Fast)






- 2 Slide off the Magnetic Patch from the Main Unit
- 3 Place the Main Unit over your body, flashing side towards your skin
- 4 Put the Magnetic Patch back onto the Main Unit, overlaying your clothes


Charging Instructions



Light Indicator

| | | |
|---|-------------------|------------------------|
|  | Red Light on | Charging |
|  | Red Light flashes | Running out of battery |
|  | Green Light on | Fully charged |

Flashing Mode

| | | |
|---|------|------------------|
|  | Fast | Pain Relief Mode |
|  | Slow | Wellness Mode |

Precautions

1. Do not put the product in hot, humid or dusty environment, or place it under direct sunlight.
2. Do not subject the product to strong impact to avoid danger or malfunction.
3. Do not disassemble, modify the product and replace battery to avoid danger.
4. When charging, make sure to use the included USB charging cable to avoid danger or malfunction.
5. Do not charge with devices that would support a voltage of 5V or above. Doing so may cause product malfunction or danger.
6. Keep the product out of reach of children.
7. Stop using the product in the event of damage or malfunction.

Product Maintenance

1. Keep the product clean and free from acidic, oily, sticky or other contaminants.
2. If the product is contaminated, clean with a soft, dry cloth.
3. Please avoid excessive collision with hard objects.
4. Avoid liquids, such as water, from flowing into the Main Unit.

Packing List

| | | | |
|----------------|-----|-----------------|-----|
| Main Unit | x 1 | Magnetic Patch | x 1 |
| USB Type C | | User Manual | x 1 |
| Charging Cable | x 1 | Acupoint Manual | x 1 |



**Please scan to activate your
product warranty**



Warranty Policies

- Within 7 days from the date of purchase, the manufacturer shall provide product replacement service if the product is found to have quality problems.
- Replacement and repair are available for defects on the hardware within 1 year of purchase.
- The warranty of the product does not cover loss of parts, damage by intentionally or unintentionally misused, modified or changed in any way by any person not authorized by the manufacturer.
- The warranty of the product is void for unexpected events or accidents which include exposure to fire, flooding or any liquid.
- Please retain the receipt, and present it to staff during each service.
- The above terms and conditions are subject to change by the manufacturer without giving prior notice to customers.

Product Specifications

| | |
|------------------------|---|
| Product Name | : Chi Vitaliser 2 |
| Model No. | : EF19206BK/ EF19206WH |
| Dimension | : Diameter 48mm X Thickness 15mm |
| Weight | : 37.6g |
| Material | : ABS + PC |
| Battery | : Li-Ion 3.7V 400mAh, 1.48Wh |
| Battery Life | : 10-12 hours |
| Charging Time | : Less than 3 hours |
| Life of Charging | : More than 300 times |
| Life of LED | : More than 1000 hours |
| Operating Voltage | : 3.0 ~ 4.2V |
| Rated Input | : DC 5V 0.2A |
| Light Source Frequency | : 5 X 0.07W / 2835-LED |
| Standard | : GB-4706.15-2003 GB 7247.1-2012 GB4208-2008/IP43 |

Designed in Hong Kong / Made in China



Customer Hotline

(852) 2677 7898

Manufacturer: New Age Technology (Asia) Limited

Address : Unit B6, 35/F, C&D Wings, TML Tower,
3 Hoi Shing Rd, Tsuen Wan, Hong Kong

Office Hours: Monday – Friday 09:00 – 18:00
(Lunch break 13:00-14:00)

Closed on Saturdays, Sundays & Public Holidays